

# Tips and tricks for top performance – Li-ion power made by Jungheinrich.

**JUNGHEINRICH**


## 1. Before charging:

1.



Park vehicle and  
set the brake

2.



Connect charging plug

3.



Monitor charge status


## 2. After charging:

1.



Press stop button

2.



Disconnect charging plug

3.



Check vehicle and battery

## 3. During use:

1.



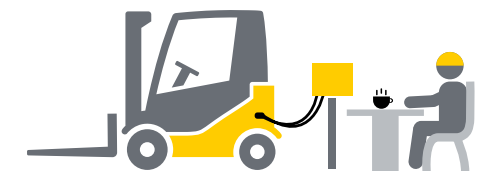
Monitor charge state

2.



Keep vehicle  
sufficiently charged

3.



**Use breaks for intermediate charging**  
Lithium-ion batteries are more efficient when charged  
multiple times during the day.


## 4. Good to know:

1.



**Always recharge weekly, during  
longer downtimes and also  
during shorter breaks.**

2.



Don't park in direct sun

3.



Don't park where exposed  
to freezing temperatures

4.



In case of malfunction: Contact Jungheinrich Service  
[dispatch@jungheinrich.se](mailto:dispatch@jungheinrich.se) | [dispatch@jungheinrich.dk](mailto:dispatch@jungheinrich.dk)  
+46 40 690 46 91 | +45 8987 4888