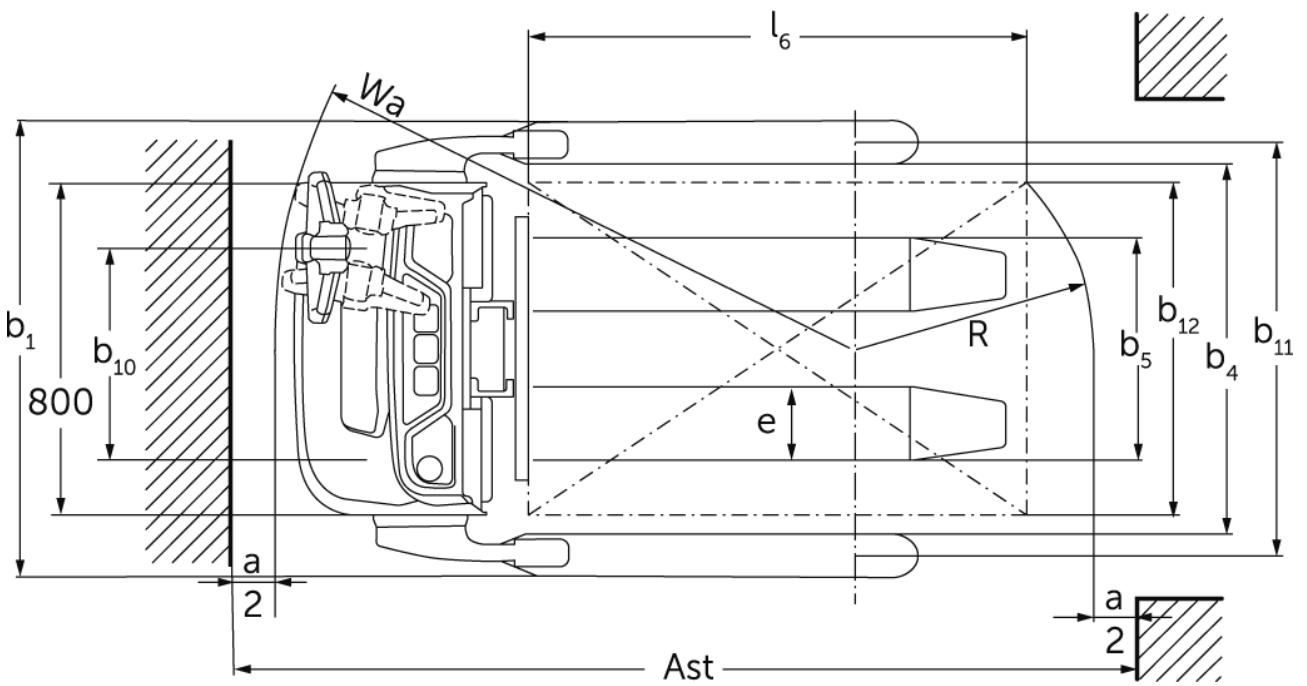
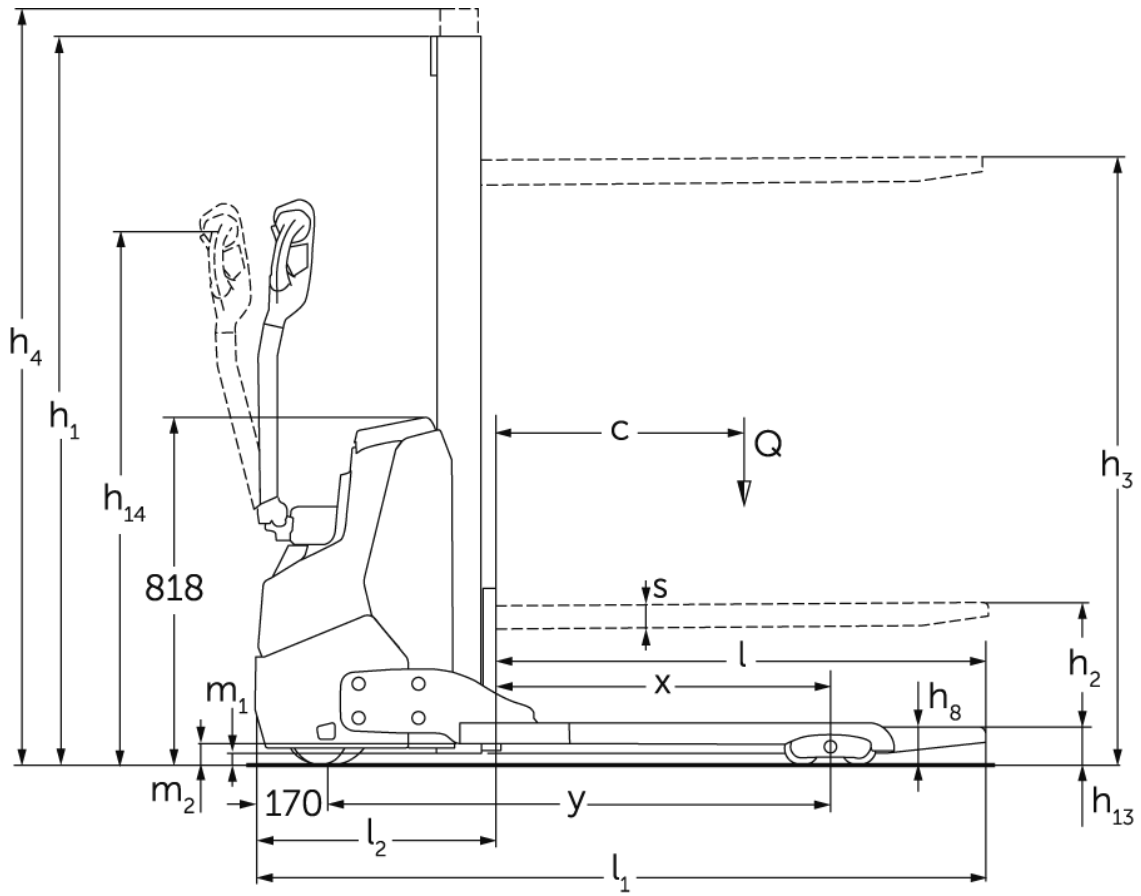




## **Electric pedestrian stacker** **EJC 110bi**

Lift height: 1170-1970 mm / Load capacity: 1000 kg

# EJC 110bi



# EJC 110bi

EJC 110bi	Lift (h3)	Retracted mast height (h1)	Free lift (h2)	Extended mast height (h4)
Mono Mast MM	1170 mm	1710 mm	1170 mm	1710 mm
	1510 mm	1970 mm	1510 mm	1970 mm
	1970 mm	2430 mm	1970 mm	2430 mm

# VDI table

Stand-on: 12/2024


Characteristic	1.1	Manufacturer (abbreviated description)		Jungheinrich	
	1.2	Manufacturer's type designation		<b>EJC 110bi</b>	
	1.3	Drive		Electric	
	1.4	Operation		Pedestrian/tiller	
	1.5	Load capacity/load	Q	kg	1000
	1.6	Load centre distance	c	mm	600
	1.8	Load distance, centre of drive axle to fork	x	mm	810
	1.9	Wheelbase	y	mm	1204
	Weights	2.1.1	Service weight (incl. battery)		kg
2.2		Axle load laden front/rear		kg	545 / 970
2.3		Axle load unladen front/rear		kg	370 / 145
Wheels/suspension system	3.1	Tyres			Polyurethane (PU)
	3.2	Tyre size, front			Ø 210 x 70
	3.3	Tyre size, rear			- / Ø 85 x 75
	3.4	Additional wheels			Ø 140x 54
	3.5	Wheels, number front/back (x=driven)			1x +1/2
	3.6	Tread width, front	b10	mm	507
	3.7	Tread width, rear	b11	mm	992
	3.7.1	2. Tread width, rear		mm	1162
	3.7.2	3. Tread width, rear		mm	1362
Basic dimensions	4.2	Retracted mast height (h1)	h1	mm	1970
	4.3	Free lift (h2)	h2	mm	1510
	4.4	Lift (h3)	h3	mm	1510
	4.5	Extended mast height (h4)	h4	mm	1970
	4.9	Height of tiller handle in drive position min./max.	h14	mm	750 / 1260
	4.19	Overall length	l1	mm	1714
	4.20	Length including fork shank	l2	mm	564
	4.21.1	Overall width	b1	mm	1098
	4.22	Fork dimensions	s/e/l	mm	60 x 178 x 1150
	4.25	Width across forks	b5	mm	535
	4.26	Width between support arms/loading areas	b4	mm	891
	4.32	Ground clearance centre of wheelbase	m2	mm	51
	4.34.1	Aisle width (pallet 1000x1200 sideways)	Ast	mm	1960
	4.34.2	Aisle width (pallet 800x1200 length)	Ast	mm	2010
4.35	Turning radius	Wa	mm	1420	
Performance data	5.1	Travel speed laden/unladen		km/h	5.3 / 5.3
	5.2	Lift speed laden/unladen		m/s	0.15 / 0.25
	5.3	Lowering speed laden/unladen		m/s	0.15 / 0.15
	5.7	Gradeability laden/unladen		%	6 / 10
	5.10	Service brake			generative
E - motor/Electronics	6.1	Drive motor, performance S2 60 min		kW	1
	6.2	Lift motor, performance with S3		kW	1.2
	6.3	Battery according to DIN 43531/35/36			no
	6.4	Battery voltage/nominal capacity		V / Ah	24 / 50
	6.5	Battery weight		kg	24
	6.6.1	Energy consumption according to EN cycle		kWh/h	0.35
	6.6.2	CO2 equivalent as per EN 16796		kg/h	0.2

Other	8.1	Type of drive control		AC
	10.7	Sound level as per EN12053, operator's ear	dB (A)	64
<p>- This data sheet according to VDI guideline 2198 only states the technical values of the standard truck. Different tyres, other masts, additional equipment etc. may result in different values.</p>				

Values for MM 1540 mast (fixed lift carriage)

- VDI no. 1.8: for mast with fork carrier: x - 42 mm.
- VDI no. 4.3: for mast with fork carrier: h2 - 30 mm.
- VDI no. 4.4: for mast with fork carrier: h3 - 30 mm.
- VDI no. 4.19: for mast with fork carrier: l1 + 42 mm.
- VDI no. 4.20: for mast with fork carrier: l2 + 42 mm.
- VDI no. 4.21.1: support arm width b1 available in 3 dimensions: 1,098 / 1,268 / 1,468 mm.
- VDI no. 4.34.1: for version with b1 = 1,468 mm; diagonal as per VDI: aisle width + +398 mm: for mast with fork carrier: aisle width + 42 mm.
- VDI no. 4.34.2: diagonal as per VDI: aisle width + 169 mm: for mast with fork carrier: aisle width + 42 mm.

The German production facilities in  
Norderstedt, Moosburg and Landsberg  
are certified as well as our Genuine Parts  
Center in Kaltenkirchen. ISO 9001  
ISO 14001

Jungheinrich fork lift trucks meet  
European safety requirements. 

**JUNGHEINRICH**