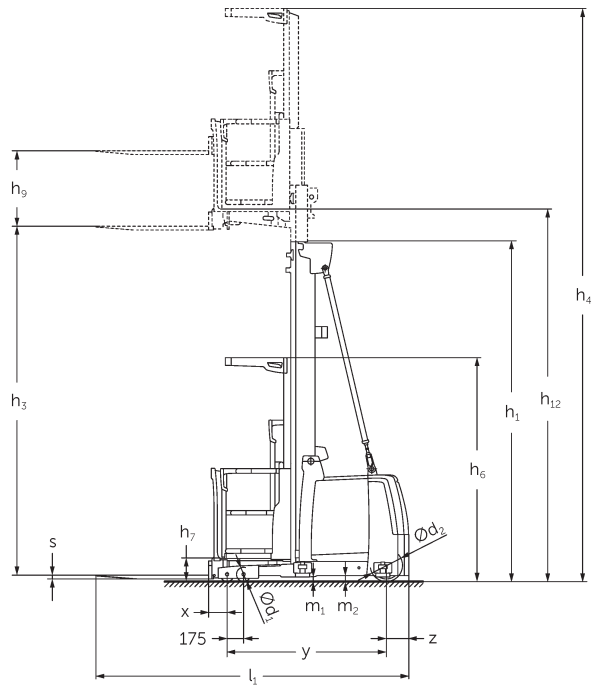




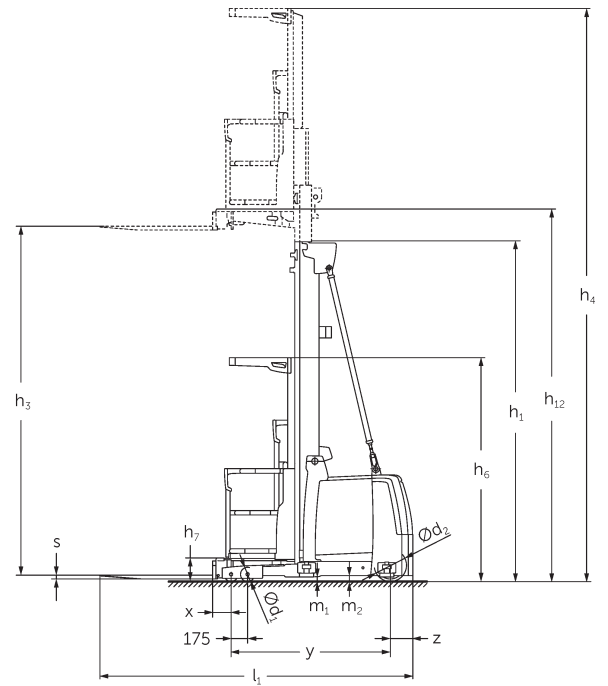
Medium/high level order picker **EKS 412s**

Lift height: 5000-12500 mm / Load capacity: 1200 kg

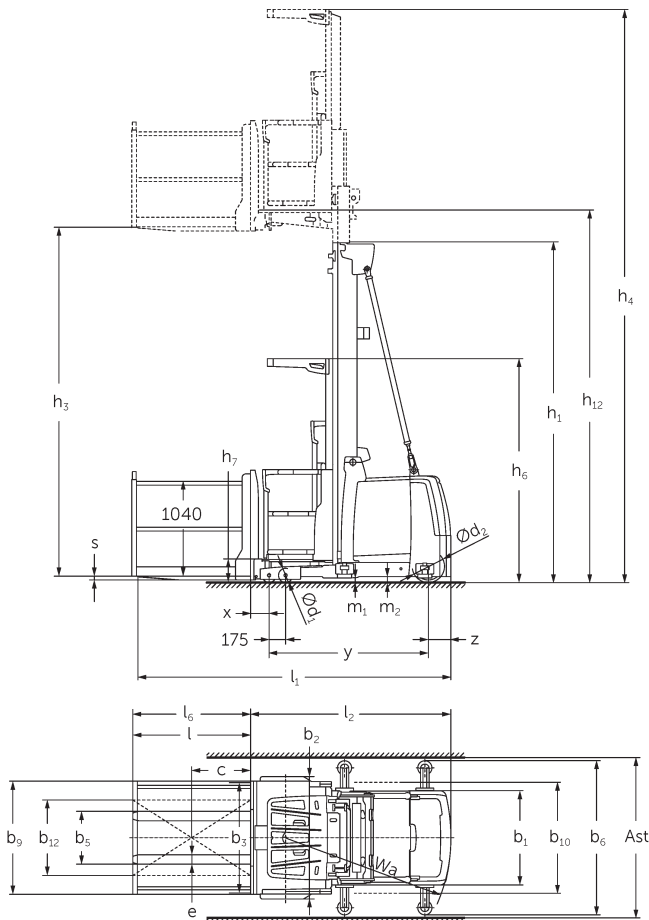
EKS 412s



EKS 3/4 Z-Version technische Zeichnung



EKS 3/4 O-Version technische Zeichnung



Ast

EKS 3/4 L-Version technische Zeichnung

EKS 412s

EKS 412s Z_I, EKS 412s Z_SF, EKS 412s L_I, EKS 412s L_SF, EKS 412s O_I, EKS 412s O_SF	Lift (h3)	Retracted mast height (h1)	Free lift (h2)	Extended mast height (h4)
Duplex mast ZT	4250 mm	2950 mm		6620 mm
	5000 mm	3330 mm		7370 mm
	5500 mm	3600 mm		7870 mm
	6000 mm	3850 mm		8370 mm
	6500 mm	4125 mm		8870 mm
	7500 mm	4650 mm		9870 mm
	8500 mm	5150 mm		10870 mm
Triplex mast DT	5500 mm	2610 mm		7870 mm
	6000 mm	2780 mm		8370 mm
	6500 mm	2940 mm		8870 mm
	7000 mm	3110 mm		9370 mm
	7500 mm	3275 mm		9870 mm
	8000 mm	3440 mm		10370 mm
	8500 mm	3610 mm		10870 mm
	9000 mm	3810 mm		11370 mm
	9500 mm	3980 mm		11870 mm
	10500 mm	4410 mm		12870 mm
	11500 mm	4810 mm		13870 mm
Triplex mast DZ	5500 mm	2610 mm	240 mm	7870 mm
	6000 mm	2780 mm	410 mm	8370 mm
	6500 mm	2940 mm	570 mm	8870 mm
	7000 mm	3110 mm	740 mm	9370 mm
	7500 mm	3275 mm	905 mm	9870 mm
	8000 mm	3440 mm	1070 mm	10370 mm
	8500 mm	3610 mm	1240 mm	10870 mm
	9000 mm	3810 mm	1440 mm	11370 mm

	9500 mm	3980 mm	1610 mm	11870 mm
	10500 mm	4410 mm	2040 mm	12870 mm
	11500 mm	4810 mm	2440 mm	13870 mm
	12500 mm	5210 mm	2840 mm	14870 mm

VDI table

Characteristic	1.1	Manufacturer (abbreviated description)		Jungheinrich			
	1.2	Manufacturer's type designation		EKS 412s			
	1.3	Drive		Electric			
	1.4	Operation		Order pickers			
	1.5	Load capacity/load	Q kg	1200			
	1.6	Load centre distance	c mm	400			
	1.8	Load distance, centre of drive axle to fork	x mm	155	145		
	1.9	Wheelbase	y mm	1690			
	Weights	2.1.1	Service weight (incl. battery)	kg	3650	3850	3590
2.2		Axle load laden front/rear	kg	3575 / 1160	3825 / 1110		3515 / 1160
2.3		Axle load unladen front/rear	kg	1840 / 1810	2090 / 1760		1780 / 1810
Wheels/suspension system	3.1	Tyres		Polyurethane (PU)			
	3.2	Tyre size, front		Ø 150 x 100			
	3.3	Tyre size, rear		Ø 343 x 110			
	3.5	Wheels, number front/back (x=driven)		4 / 1 x			
	Basic dimensions	4.2	Retracted mast height (h1)	h1 mm	3330		
4.4		Lift (h3)	h3 mm	5000			
4.5		Extended mast height (h4)	h4 mm	7370			
4.7		Height of overhead guard (cab)	h6 mm	2370			
4.8.1		Stand height	h7 mm	245			
4.11		Additional lift	h9 mm	800	-		
4.14		Stand height, elevated	h12 mm	5245			
4.15		Height, lowered	h13 mm	60			
4.19		total length	l1 mm	3285	3330	3275	
4.20		Length including fork shank	l2 mm	2085	2075		
4.21.1		total width	b1 mm	1000			
4.22		Fork dimensions	s/ e/l mm	40 x 100 x 1200	50 x 100 x 1200	50 x 100 x 1250	50 x 100 x 1200
4.25		Width across forks	b5 mm	560			
4.27		Width over guide rollers	b6 mm	- 1200	-	1200	- 1200
4.31		Ground clearance laden under mast	m1 mm	50			
4.35	Turning radius	Wa mm	1930				

Performance data	5.1	Travel speed laden/unladen	km/h	12 / 12
	5.2	Lift speed laden/unladen	m/s	0.5 / 0.5
	5.3	Lowering speed laden/unladen	m/s	0.5 / 0.4
	5.10	Service brake		regenerative
	5.11	Parking brake		Electric sprung-loaded
E-motor/Electronics	6.1	Drive motor, performance S2 60 min	kW	6.5
	6.2	Lift motor, performance with S3	kW	12
	6.4	Battery voltage/nominal capacity	V / Ah	48 / 620
	6.5	Battery weight	kg	935
	6.6.1	Energy consumption according to EN cycle	kWh/h	1.27
Other	8.1	Type of drive control		AC synchronous reluctance
	10.5	Steering version		electric
	10.7	Sound level as per EN12053, operator's ear	dB (A)	60

- This data sheet according to VDI guideline 2198 only states the technical values of the standard truck. Different tyres, other masts, additional equipment etc. may result in different values.

The German production facilities in
Norderstedt, Moosburg and Landsberg ISO 9001
are certified as well as our Genuine Parts ISO 14001
Center in Kaltenkirchen.

**JUNGHEINRICH**