

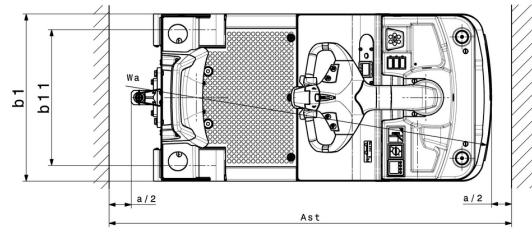
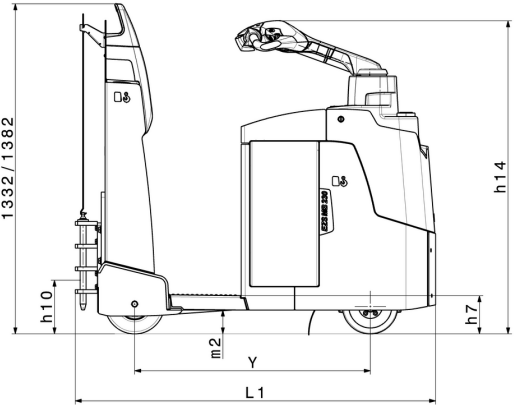
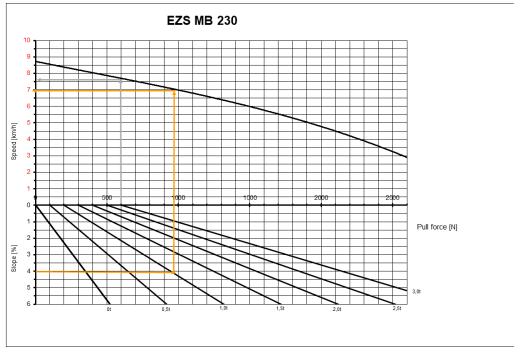


Electric tow tractor EZS MB 230

LI-ION
technology

JUNGHEINRICH

EZS MB 230



VDI table

Characteristic	1.1	Manufacturer (abbreviated description)		Jungheinrich
	1.2	Manufacturer's type designation		EZS MB
	1.3	Drive		Electric
	1.4	Operation		Stand-on
	1.5.3	Towing capacity	Q kg	3000
	1.7	Rated drawbar pull	N	750
	1.9	Wheelbase	y mm	985
Weights	2.1.1	Service weight (incl. battery)	kg	782
	2.3	Axle load unladen front/rear	kg	412 / 370
Wheels/suspension system	3.1	Tyres		Polyurethane / Super-elastic
	3.2	Tyre size, front		Ø 230 x 70
	3.3	Tyre size, rear		Ø 250 x 80
	3.4	Additional wheels		1 x / 2
	3.7	Tread width, rear	b11 mm	568
Basic dimensions	4.8	Seat height/stand height	h7 mm	118
	4.9	Height of tiller handle in drive position min./max.	h14 mm	1262 / 1262
	4.12	Coupling height	h10 mm	175
	4.19	total length	l1 mm	1520
	4.21.1	total width	b1 mm	700
	4.32	Ground clearance centre of wheelbase	m2 mm	50
	4.35	Turning radius	Wa mm	1261
Performance data	5.1	Travel speed laden/unladen	km/h	7.5 / 8.5
	5.5	Drawbar pull laden	N	750
	5.6	Max. drawbar pull laden/unladen	N	2600 / 2600
	5.10	Service brake		generative

E-motor/Electronics	6.1	Drive motor, performance S2 60 min	kW	1.6
	6.4	Battery voltage/nominal capacity	V / Ah	24 / 250
	6.5	Battery weight	kg	212
	6.6.1	Energy consumption according to EN cycle	kWh/h	1.16
	6.6.2	CO2 equivalent as per EN 16796	kg/h	0.6
Other	8.1	Type of drive control		AC
	10.7	Sound level as per EN12053, operator's ear	dB (A)	60

- This data sheet according to VDI guideline 2198 only states the technical values of the standard truck. Different tyres, other masts, additional equipment etc. may result in different values.

The German production facilities in
Norderstedt, Moosburg and Landsberg
are certified as well as our Genuine Parts
Center in Kaltenkirchen. ISO 9001
ISO 14001

 **JUNGHEINRICH**