



Electric three-wheel counterbalance forklift truck

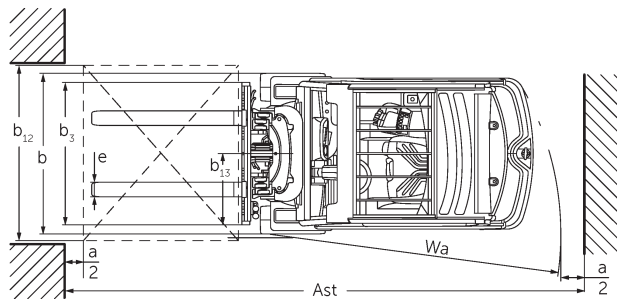
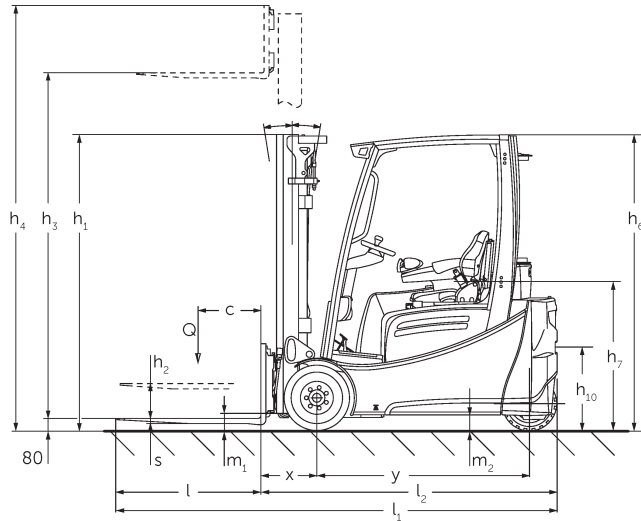
EFG 213-220

Lift height: 2020-7000 mm / Load capacity: 1300-2000 kg

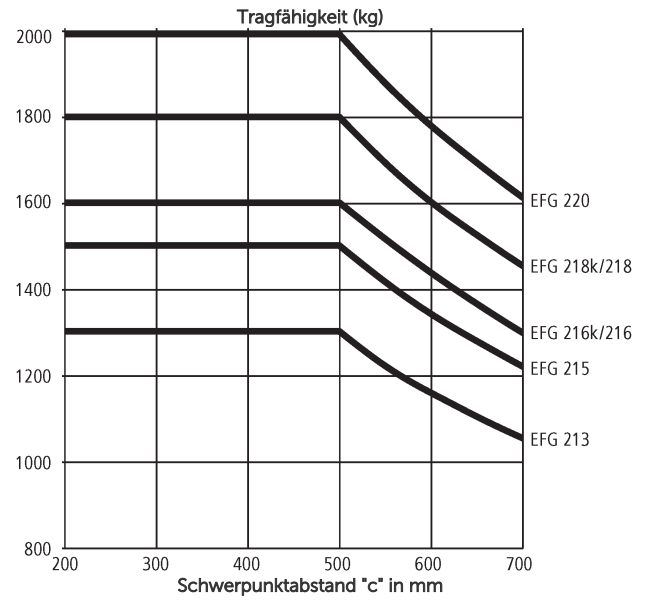
LION
technology

JUNGHEINRICH

EFG 213-220



EFG 2 technische Zeichnung 2017



EFG 213-220

EFG 213, EFG 215, EFG 216k, EFG 216	Lift (h3)	Retracted mast height (h1)	Free lift (h2)	Extended mast height (h4)	Forward/backward tilt of mast
Duplex mast ZT	3000 mm	2060 mm	150 mm	3590 mm	7 / 6 °
	3100 mm	2110 mm	150 mm	3690 mm	7 / 6 °
	3300 mm	2210 mm	150 mm	3890 mm	7 / 7 °
	3500 mm	2310 mm	150 mm	4090 mm	7 / 7 °
	3700 mm	2410 mm	150 mm	4290 mm	7 / 7 °
	4000 mm	2560 mm	150 mm	4590 mm	7 / 7 °
	4500 mm	2810 mm	150 mm	5090 mm	7 / 7 °
Duplex mast ZZ	2900 mm	1965 mm	1375 mm	3490 mm	7 / 6 °
	3100 mm	2065 mm	1475 mm	3690 mm	7 / 6 °
	3180 mm	2105 mm	1515 mm	3770 mm	7 / 7 °
	3300 mm	2165 mm	1575 mm	3890 mm	7 / 7 °
	3500 mm	2265 mm	1675 mm	4090 mm	7 / 7 °
	3700 mm	2365 mm	1775 mm	4290 mm	7 / 7 °
	4000 mm	2515 mm	1925 mm	4590 mm	7 / 7 °
Triplex mast DZ	4250 mm	1975 mm	1385 mm	4840 mm	7 / 4 °
	4400 mm	2025 mm	1435 mm	4990 mm	7 / 4 °
	4640 mm	2105 mm	1515 mm	5230 mm	7 / 5 °
	4700 mm	2125 mm	1535 mm	5290 mm	7 / 5 °
	4800 mm	2165 mm	1575 mm	5390 mm	7 / 5 °
	5000 mm	2235 mm	1645 mm	5590 mm	7 / 5 °
	5500 mm	2415 mm	1825 mm	6090 mm	7 / 5 °
	6000 mm	2585 mm	1995 mm	6590 mm	7 / 5 °
	7000 mm	2935 mm	2345 mm	7590 mm	7 / 5 °
EFG 218k, EFG 218, EFG 220	Lift (h3)	Retracted mast height (h1)	Free lift (h2)	Extended mast height (h4)	Forward/backward tilt of mast
Duplex mast ZT	2020 mm	1577 mm	150 mm	2632 mm	7 / 5 °

	3000 mm	2067 mm	150 mm	3612 mm	7 / 6 °
	3100 mm	2117 mm	150 mm	3712 mm	7 / 6 °
	3300 mm	2217 mm	150 mm	3912 mm	7 / 7 °
	3500 mm	2317 mm	150 mm	4112 mm	7 / 7 °
	3700 mm	2417 mm	150 mm	4312 mm	7 / 7 °
	4000 mm	2567 mm	150 mm	4612 mm	7 / 7 °
	4500 mm	2817 mm	150 mm	5112 mm	7 / 7 °
Duplex mast ZZ	2900 mm	1972 mm	1330 mm	3542 mm	7 / 6 °
	3100 mm	2072 mm	1430 mm	3742 mm	7 / 6 °
	3180 mm	2112 mm	1470 mm	3822 mm	7 / 7 °
	3300 mm	2172 mm	1530 mm	3942 mm	7 / 7 °
	3500 mm	2272 mm	1630 mm	4142 mm	7 / 7 °
	3700 mm	2372 mm	1730 mm	4342 mm	7 / 7 °
	4000 mm	2522 mm	1880 mm	4642 mm	7 / 7 °
Triplex mast DZ	4250 mm	1982 mm	1340 mm	4892 mm	7 / 6 °
	4400 mm	2032 mm	1390 mm	5042 mm	7 / 6 °
	4640 mm	2112 mm	1470 mm	5282 mm	7 / 5 °
	4700 mm	2132 mm	1490 mm	5342 mm	7 / 5 °
	4800 mm	2172 mm	1530 mm	5442 mm	7 / 5 °
	5000 mm	2242 mm	1600 mm	5642 mm	7 / 5 °
	5500 mm	2422 mm	1780 mm	6142 mm	7 / 5 °
	6000 mm	2592 mm	1950 mm	6642 mm	7 / 5 °
	6500 mm	2772 mm	2130 mm	7142 mm	7 / 5 °
	7000 mm	2942 mm	2300 mm	7642 mm	7 / 5 °

VDI table

Characteristic	1.1	Manufacturer (abbreviated description)		Jungheinrich					
	1.2	Manufacturer's type designation		EFG 213	EFG 215	EFG 216k	EFG 216	EFG 218k	EFG 218
	1.3	Drive type		electric					
	1.4	Operation		Seat					
	1.5	Load capacity/load	Q kg	1300	1500	1600		1800	
	1.6	Load centre distance	c mm	500					
	1.8	Load distance, centre of drive axle to fork	x mm	344				364	
	1.9	Wheelbase	y mm	1249		1357	1465	1357	1465
	Weights	2.1.1	Service weight (incl. battery)	kg	2692	2937	2959	3018	3240
2.2		Axle load laden front/rear	kg	3534 / 458	3860 / 577	4043 / 516	4050 / 566	4457 / 583	4477 / 514
2.3		Axle load unladen front/rear	kg	1307 / 1385	1290 / 1647	1392 / 1567	1479 / 1539	1423 / 1817	1534 / 1657
Wheels/suspension system	3.1	Tyres		Super-elastic (SE)					
	3.2	Tyre size, front		18 x 7-8				200 / 50-10	
	3.3	Tyre size, rear		140 / 55-9					
	3.5	Wheels, number front/back (x=driven)		2x/2					
	3.6	Tread width, front	b10 mm	904				914	
	3.7	Tread width, rear	b11 mm	176					
	Basic dimensions	4.1	Forward/backward tilt of mast	a/β °	7 / 6				
4.2		Retracted mast height (h1)	h1 mm	2060				2067	
4.3		Free lift (h2)	h2 mm	150					
4.4		Lift (h3)	h3 mm	3000					
4.5		Extended mast height (h4)	h4 mm	3590				3612	
4.7		Height of overhead guard (cab)	h6 mm	2040					
4.8		Seat height/stand height	h7 mm	920					
4.12		Coupling height	h10 mm	560					
4.19		Total length	l1 mm	2933		3041	3149	3061	3169
4.20		Length including fork shank	l2 mm	1783		1891	1999	1911	2019
4.21.1		total width	b1 mm	1060				1120	
4.22		Fork dimensions	s/ e/l mm	40 x 80 x 1150					
4.23		Fork carriage connection class		2A					
4.24		Fork carriage width	b3 mm	980					
4.31		Ground clearance laden under mast	m1 mm	97				105	
4.32		Ground clearance centre of wheelbase	m2 mm	100					
4.34.1		Aisle width (pallet 1000x1200 sideways)	Ast mm	3112		3220	3327	3238	3345
4.34.2	Aisle width (pallet 800x1200 length)	Ast mm	3235		3343	3450	3362	3469	
4.35	Turning radius	Wa mm	1440		1548	1655	1548	1655	
4.36	Smallest pivot point distance	b13 mm	0						

Performance data	5.1	Travel speed laden/unladen	km/h	16 / 16					
	5.2	Lift speed laden/unladen	m/s	0.51 / 0.74			0.46 / 0.74		
	5.3	Lowering speed laden/unladen	m/s	0.55 / 0.55					
	5.5	Drawbar pull laden	N	2300	2200	2150	2100	2000	
	5.6	Max. drawbar pull laden/unladen	N	13000 / 11100	13000 / 10900	13000 / 12000	13000 / 12600	12500 / 12100	12500 / 12500
	5.7	Gradeability laden/unladen	%	7.6 / 12.5	7.3 / 12.3		7 / 11.5	6.2 / 10.7	5.9 / 10.5
	5.8	Max. gradeability laden/unladen	%	28 / 31	27 / 28	27 / 31	27 / 33	25 / 29	25 / 31
	5.9	Acceleration time laden/unladen	s	5.5 / 5.1	5.6 / 5.2	5.7 / 5.2		5.8 / 5.3	
	5.10	Service brake		Reibbremse (mechanisch betätigt)					
	E-motor/Electronics	6.1	Drive motor, performance S2 60 min	kW	4.5				
6.1.1		2. Drive motor, performance S2 60 min	kW	4.5					
6.2		Lift motor, performance with S3	kW	11.5					
6.3		Battery according to DIN 43531/35/36		DIN 43531 A					
6.4		Battery voltage/nominal capacity	V / Ah	48 / 500		48 / 625	48 / 750	48 / 625	48 / 750
6.5		Battery weight	kg	715		855	1025	855	1025
6.6.1		Energy consumption according to EN cycle	kWh/h	3.5	3.7	3.9		4.1	
6.6.2		CO2 equivalent as per EN 16796	kg/h	1.9	2	2.1		2.2	
6.7		Throughput	t/h	105	111	113		126	
6.8		Turnover efficiency according to VDI 2198	t/kWh	22.3	23.1			23.3	
6.8.1	Energy consumption with max. throughput	kWh/h	4.7	4.8	4.9		5.4		
Other	8.1	Type of drive control		Impulse/AC					
	10.1	Operating pressure for attachment	bar	230					
	10.2	Oil flow for attachments	l/min	27					
	10.7	Schalldruckpegel nach EN12053	dB (A)	67					
	10.8	Trailer coupling, model/type DIN		DIN 15170 H					

- This data sheet according to VDI guideline 2198 only states the technical values of the standard truck. Different tyres, other masts, additional equipment etc. may result in different values.

Characteristic	1.1	Manufacturer (abbreviated description)				Jungheinrich
	1.2	Manufacturer's type designation				EFG 220
	1.3	Drive type				electric
	1.4	Operation				Seat
	1.5	Load capacity/load	Q	kg	2000	
	1.6	Load centre distance	c	mm	500	
	1.8	Load distance, centre of drive axle to fork	x	mm	364	
	1.9	Wheelbase	y	mm	1465	

Weights	2.1.1	Service weight (incl. battery)	kg	3366
	2.2	Axle load laden front/rear	kg	4784 / 582
	2.3	Axle load unladen front/rear	kg	1514 / 1852
Wheels/suspension system	3.1	Tyres		Super-elastic (SE)
	3.2	Tyre size, front		200 / 50-10
	3.3	Tyre size, rear		140 / 55-9
	3.5	Wheels, number front/back (x=driven)		2x/2
	3.6	Tread width, front	b10 mm	914
	3.7	Tread width, rear	b11 mm	176
	Basic dimensions	4.1	Forward/backward tilt of mast	a/β °
4.2		Retracted mast height (h1)	h1 mm	2067
4.3		Free lift (h2)	h2 mm	150
4.4		Lift (h3)	h3 mm	3000
4.5		Extended mast height (h4)	h4 mm	3612
4.7		Height of overhead guard (cab)	h6 mm	2040
4.8		Seat height/stand height	h7 mm	920
4.12		Coupling height	h10 mm	560
4.19		Total length	l1 mm	3169
4.20		Length including fork shank	l2 mm	2019
4.21.1		total width	b1 mm	1120
4.22		Fork dimensions	s/e/l mm	40 x 100 x 1150
4.23		Fork carriage connection class		2A
4.24		Fork carriage width	b3 mm	980
4.31		Ground clearance laden under mast	m1 mm	105
4.32		Ground clearance centre of wheelbase	m2 mm	100
4.34.1		Aisle width (pallet 1000x1200 sideways)	Ast mm	3345
4.34.2		Aisle width (pallet 800x1200 length)	Ast mm	3469
4.35		Turning radius	Wa mm	1655
4.36	Smallest pivot point distance	b13 mm	0	
Performance data	5.1	Travel speed laden/unladen	km/h	16 / 16
	5.2	Lift speed laden/unladen	m/s	0.45 / 0.63
	5.3	Lowering speed laden/unladen	m/s	0.55 / 0.55
	5.5	Drawbar pull laden	N	1900
	5.6	Max. drawbar pull laden/unladen	N	12300 / 12000
	5.7	Gradeability laden/unladen	%	5.7 / 10.4
	5.8	Max. gradeability laden/unladen	%	24 / 30
	5.9	Acceleration time laden/unladen	s	5.9 / 5.3
	5.10	Service brake		Reibbremse (mechanisch betätigt)

E-motor/Electronics	6.1	Drive motor, performance S2 60 min	kW	4.5
	6.1.1	2. Drive motor, performance S2 60 min	kW	4.5
	6.2	Lift motor, performance with S3	kW	11.5
	6.3	Battery according to DIN 43531/35/36		DIN 43531 A
	6.4	Battery voltage/nominal capacity	V / Ah	48 / 750
	6.5	Battery weight	kg	1025
	6.6.1	Energy consumption according to EN cycle	kWh/h	4.5
	6.6.2	CO2 equivalent as per EN 16796	kg/h	2.4
	6.7	Throughput	t/h	140
	6.8	Turnover efficiency according to VDI 2198	t/kWh	25.5
	6.8.1	Energy consumption with max. throughput	kWh/h	5.5
Other	8.1	Type of drive control		Impulse/AC
	10.1	Operating pressure for attachment	bar	230
	10.2	Oil flow for attachments	l/min	27
	10.7	Schalldruckpegel nach EN12053	dB (A)	67
	10.8	Trailer coupling, model/type DIN		DIN 15170 H
- This data sheet according to VDI guideline 2198 only states the technical values of the standard truck. Different tyres, other masts, additional equipment etc. may result in different values.				

- 6.6.1: 60 working cycles / h

The German production facilities in
Norderstedt, Moosburg and Landsberg
are certified as well as our Genuine Parts
Center in Kaltenkirchen.

ISO 9001
ISO 14001

Jungheinrich fork lift trucks meet
European safety requirements.



 **JUNGHEINRICH**

The logo features a red upward-pointing arrow integrated into the letter 'J' of the word 'JUNGHEINRICH', which is written in a bold, black, sans-serif font.