



# Software & IT systems

## Jungheinrich WMS

# **Jungheinrich WMS**

## **for every warehouse.**

Optimise processes in your warehouse.

Our intelligent and comprehensive Jungheinrich WMS is an intuitive, end-to-end software solution that allows you to manage, control and optimise your warehouse to ensure sustainably efficient processes. This is irrespective of the industry, size or degree of automation of your warehouse. The comprehensive Jungheinrich WMS with the industry's most user-friendly interface adapts to your individual needs.

And best of all: as you grow, your software will simply grow with you. The unique forward compatibility and modular design of the Jungheinrich WMS guarantee that even older software versions can be easily upgraded with the latest functions at any time.

Our support employees can provide you with help 24 hours a day, 365 days a year as required, delivering reliable and fast responses via a remote link. Increase the efficiency of your intralogistics processes with the Jungheinrich WMS and profit from our decades of experience.

## **All benefits at a glance**

- Intelligent warehouse management for maximum efficiency.
- Individual solution with a wide range of functions.
- Intuitive operation thanks to user-friendly interface.
- Excellent integration of warehouse technology.
- Full forward compatibility for unrivalled future security.

# Your Jungheinrich software for maximum customer benefits.



## Efficiency

Improve the efficiency of your warehouse.

By mapping and optimising processes, routes and the use of space, you can avoid searching for items, inefficiency and costly returns handling.

### Greater efficiency

- Intelligent algorithms for more efficiency in the warehouse.
- Optimised material flow.
- Time savings as searches avoided.
- Dynamic organisational streamlining, for example relocations and ongoing ABC analysis.

### Simple operation

- Fully intuitive operation thanks to modern, user-friendly interface.
- Very short training times.
- Efficient and effective work processes thanks to system support.
- 20% fewer clicks required as a result of optimised screens.
- Individually configurable evaluations and reports.

### Outstanding control

- Optimised control of complex automatic warehouse systems with a fully integrated material flow computer.
- Sophisticated truck guidance system to reduce distances and wear.
- (Semi-)automatic handling of transport orders.



## Safety

The optimal solution for maximum control.

With the Jungheinrich WMS, you always know where your goods are located and in what quantities, as well as benefiting from future developments.

### Maximum process reliability

- Accurate item management.
- Perfect warehouse overview thanks to real-time updates.
- Out-of-stock situations are a thing of the past.
- No delivery delays.
- Fewer returns.

### Unique forward compatibility and future-proofing

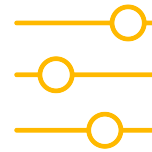
- Easy to adapt to changes in the warehouse.
- Easy expandability due to the modular design.
- Always fully compatible with new releases and upgrades to meet all customer specifications.

### Continuous development

- Further development and updates from our software and logistics experts.
- Continuous improvement through our intelligent functions.

### 24/7 support

- Comprehensive service and support concept.
- Efficient warehouse processes long after commissioning.
- Round-the-clock support, 365 days a year.
- Rapid response to all your requests via remote connection.



## Individuality

Software as individual as your company.

The Jungheinrich WMS adapts to your company instead of the other way around – creating a solution perfectly tailored to your individual needs.

### Tailored solutions

- Flexible adaptation to your needs through multi-dimensional configuration model and industry-specific modules.
- More than 60 different modules including interface management and truck guidance system for warehouse automation.
- Adaptation to individual requirements thanks to versatile profiles.
- Individual dialogue configurations.
- Outstanding integration of all warehouse technology.


### Easy integration into your system environment

- Data exchange and communication with all common host and ERP systems via standard interfaces.

### Individual overall concept


- Intelligent networking with no interface issues: upon request, we deliver a medium / high level, fully integrated IT system for intralogistics.
- Take advantage of a combined full-service provider as well as software and process specialists.

## The right modules for your requirements:




### Jungheinrich WMS basic module

Configurable stacking strategies, various inventory processes, 2D warehouse visualisation, stock management, configurable goods receipt processes, configurable replenishment strategies, control panel including dashboard, wireless terminal client, PC client, master data management, KPI report generator, configurable retrieval strategies, consolidation, serial order picking, paperless warehouse processes, management based on best before date, parallel order picking, run preparation




### Jungheinrich WMS add-on modules

Multi-client capability, Multi-warehouse capability, batch management, LRK / PRK, mobile racking, loading, packing, UPC shuttle, Pick-by-Voice, GS1 and special bar codes, bypass, serial number management, exclusive aisle reservation, loading device and stock reorganisation, Pick-by-Light / Put-to-Light, item sets, dangerous goods / hazardous substances, storage charge and VAS, empties management, unit precalculation



### Interface modules

Interface dispatch system, external database access, WMS host interface, WCS host interface




### Truck guidance system modules

Multi-pallet transport, truck guidance system (TGS), multi-stage transport management, order-oriented truck / zone assignment, truck restrictions



### Jungheinrich WCS / MFC basic module

Storage location search, MFC strategies, connection of subordinate conveyor system PLC, control panel warehouse maintenance, error handling, i-point functionality



### Jungheinrich WCS / MFC add-on module

Multiple LH, double or multi-depth storage, integrated shuttle controller, reversible conveyor belts, LD pair formation, stacker crane, shared routes, AGV / AMR, PowerCube