



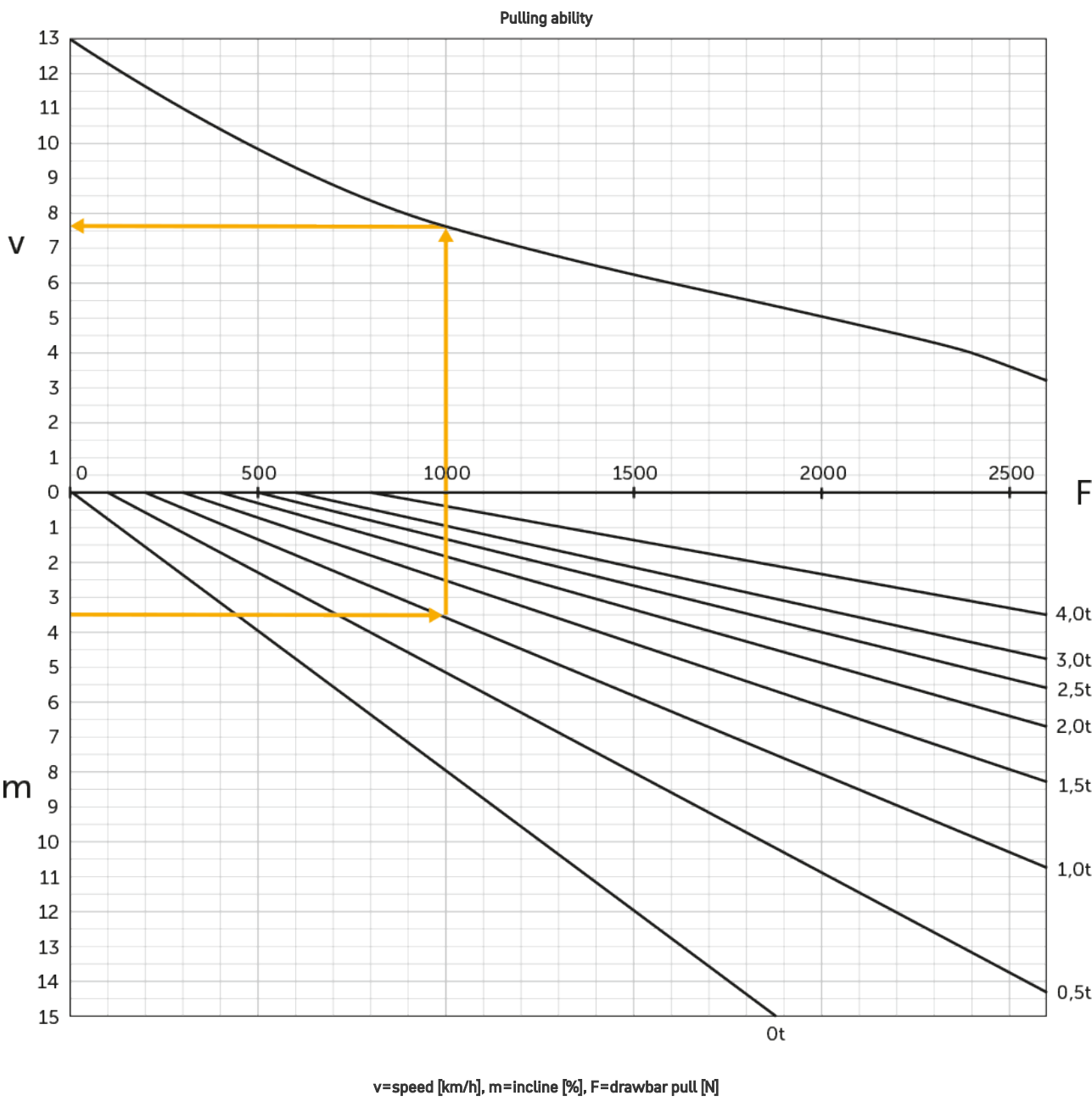
Electric tow tractor

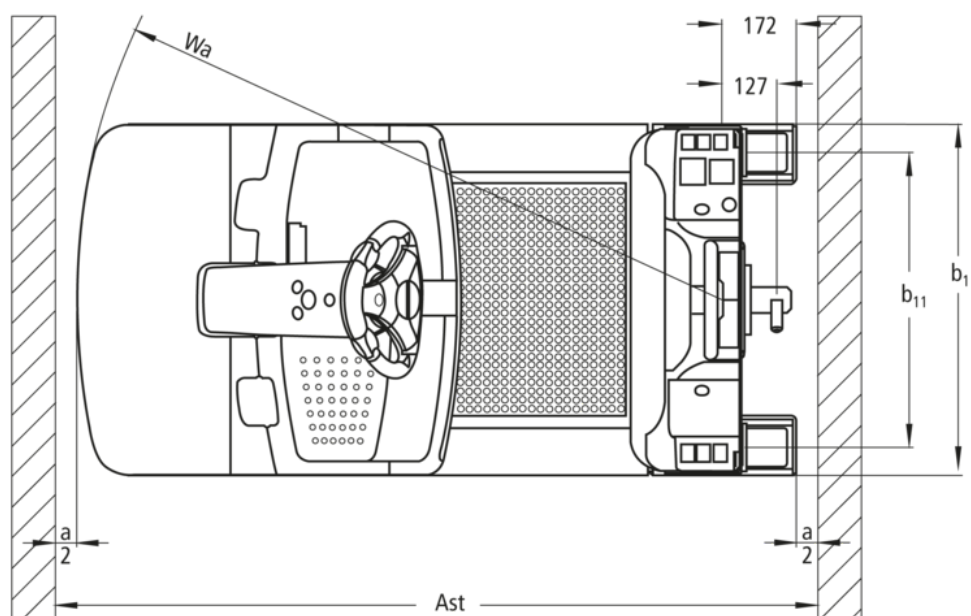
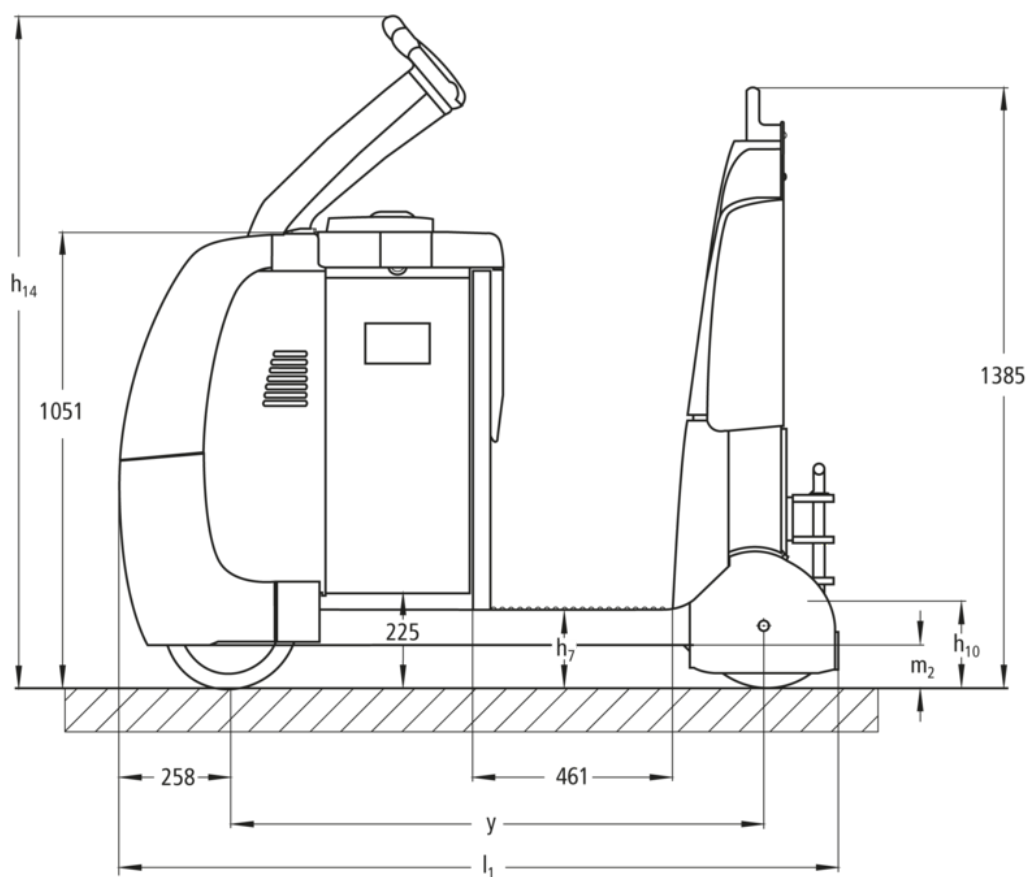
EZS C40

Towing capacity: 4000 kg



EZS C40





VDI table

Characteristic	1.1	Manufacturer (abbreviated description)		Jungheinrich
	1.2	Manufacturer's type designation		EZS C40
	1.3	Drive type		electric
	1.4	Operation		Stand-on
	1.5.3	Towing capacity	Q kg	4000
	1.7	Rated drawbar pull	N	800
	1.9	Wheelbase	y mm	1229
Weights	2.1.1	Service weight (incl. battery)	kg	1185
	2.3	Axle load unladen front/rear	kg	660 / 525
Wheels/chassis	3.1	Tyres		Super-elastic (SE)
	3.2	Tyre size, front		Ø 310 x 105
	3.3	Tyre size, rear		Ø 301 x 85
	3.5	Wheels, number front/back (x=driven)		1x / 2
	3.7	Tread width, rear	b11 mm	680
Basic dimensions	4.8	Seat height/stand height	h7 mm	182
	4.9	Height of tiller handle in drive position min./max.	h14 mm	1410
	4.12	Coupling height	h10 mm	158
	4.19	Total length	l1 mm	1659
	4.21.1	total width	b1 mm	810
	4.32	Ground clearance centre of wheelbase	m2 mm	100
	4.35	Turning radius	Wa mm	1487
Performance data	5.1	Travel speed laden/unladen	km/h	8 / 12.5
	5.1.1	Reverse travel speed with/without load	km/h	6 / 6
	5.5	Drawbar pull laden/unladen	N	800 / 800
	5.6	Max. drawbar pull laden/unladen	N	2600 / 2600
	5.10	Service brake		generative
Electric motor/electronics	6.1	Drive motor, performance S2 60 min	kW	2.8
	6.4	Battery voltage/nominal capacity	V / Ah	24 / 620
	6.5	Battery weight	kg	470
	6.6.1	Energy consumption according to EN cycle	kWh/h	1.13
	6.6.2	CO2 equivalent according to EN ISO 23308	kg/h0	0.6

Other	8.1	Type of drive control		AC speedCONTROL
	10.5	Steering version		Electric steering
	10.7	Sound pressure level according to EN12053	dB (A)	66
- This data sheet according to VDI guideline 2198 only states the technical values of the standard truck. Different tyres, other masts, additional equipment etc. may result in different values.				

- VDI no. 4.9: the height applies to the jetPILOT
- VDI no. 4.12: the value for the coupling height applies to a single plug-in coupling. Other coupling heights are available
- VDI no. 4.19: as different coupling systems are available, the specification applies to the overall length including a single plug-in coupling
- VDI no. 5.1: see tow load diagram
- VDI no. 5.5: this value is the rated drawbar pull
- VDI no. 5.6: see tow load diagram

The German production facilities in
Norderstedt, Moosburg and Landsberg are
certified as well as our Genuine Parts
Center in Kaltenkirchen.

ISO 9001
ISO 14001

Jungheinrich fork lift trucks meet European
safety requirements.



 **JUNGHEINRICH**