



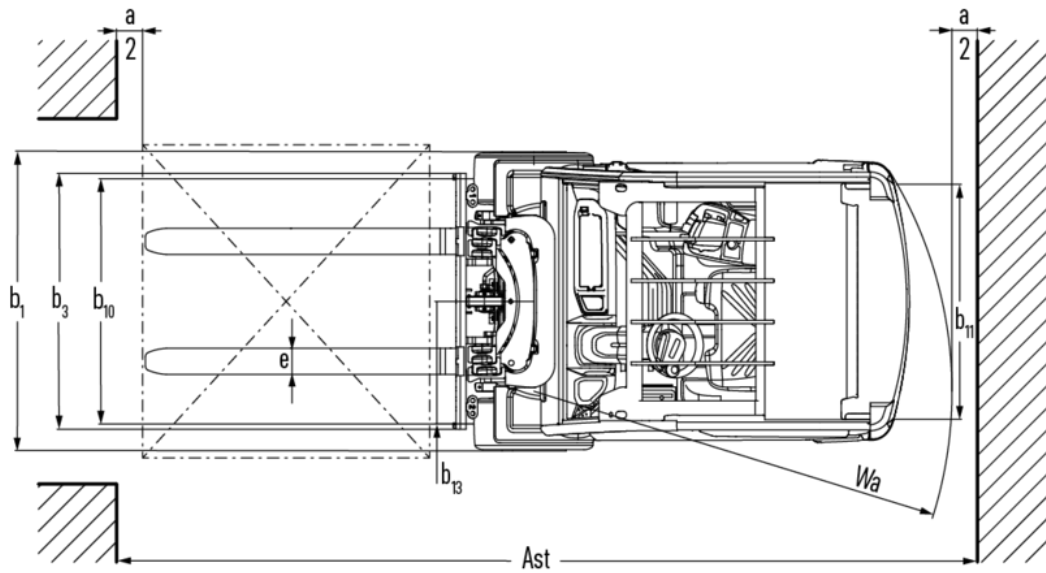
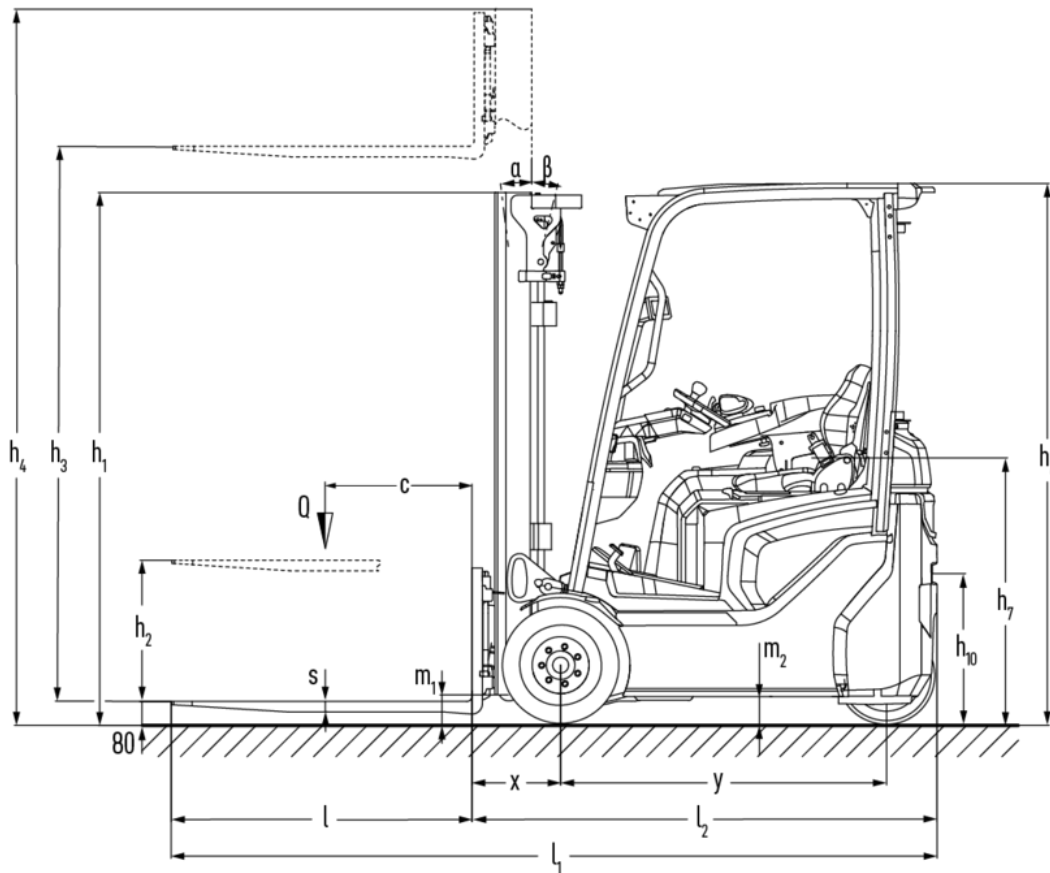
Electric 3-wheel forklift truck

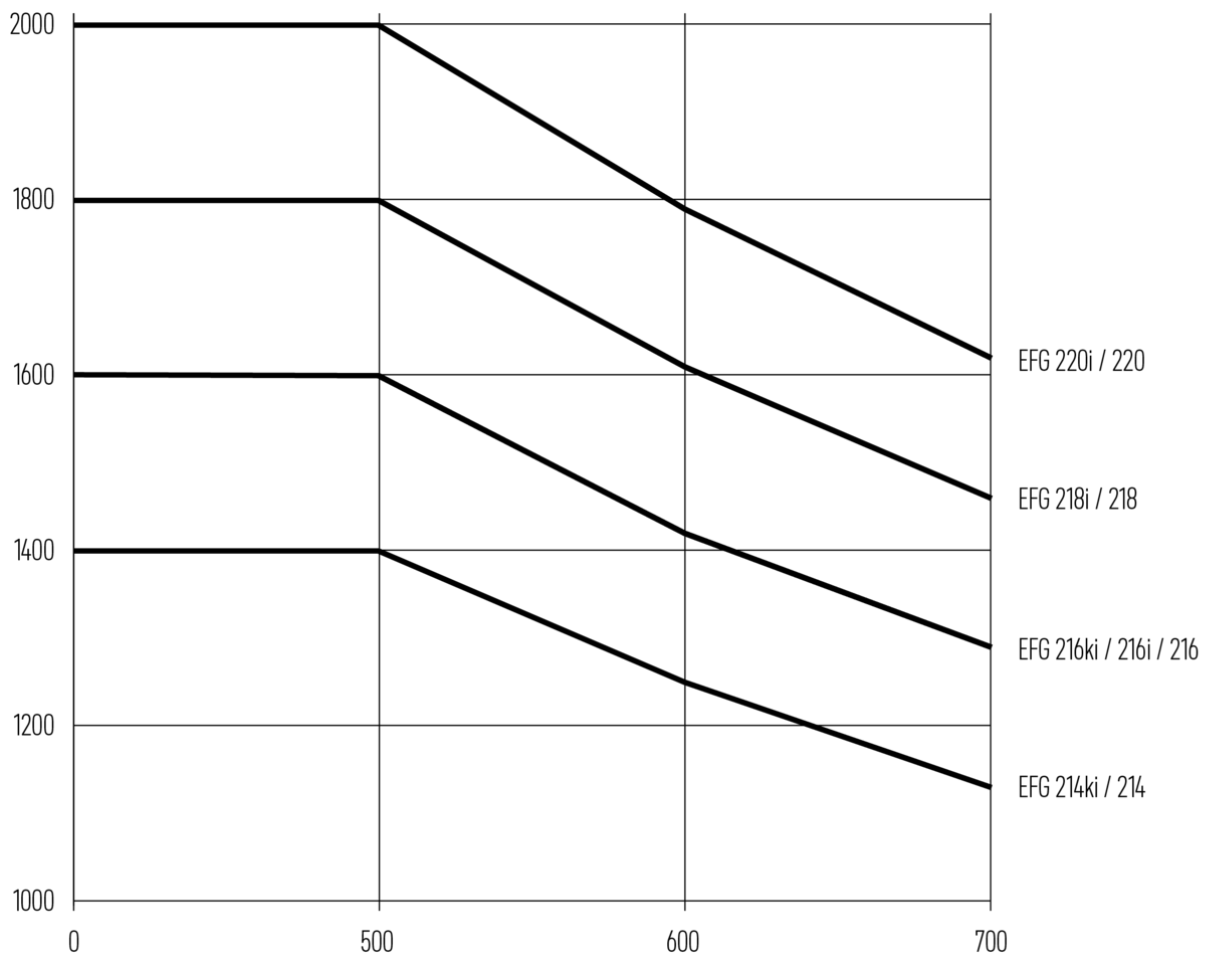
EFG 214–220

Lift height: 2020-7000 mm / Load capacity: 1400-2000 kg

JUNGHEINRICH

EFG 214-220





EFG 214–220

EFG 214, EFG 216	Lift (h3)	Retracted mast height (h1)	Free lift (h2)	Extended mast height (h4)	Forward/backward tilt of mast
Duplex mast ZT	3000 mm	2060 mm	150 mm	3590 mm	7 / 7 °
	3100 mm	2110 mm	150 mm	3690 mm	
	3300 mm	2210 mm	150 mm	3890 mm	
	3500 mm	2310 mm	150 mm	4090 mm	
	3700 mm	2410 mm	150 mm	4290 mm	
	4000 mm	2560 mm	150 mm	4590 mm	
	4500 mm	2810 mm	150 mm	5090 mm	
Duplex mast ZZ	2900 mm	1965 mm	1375 mm	3490 mm	
	3100 mm	2065 mm	1475 mm	3690 mm	
	3180 mm	2105 mm	1515 mm	3770 mm	
	3300 mm	2165 mm	1575 mm	3890 mm	
	3500 mm	2265 mm	1675 mm	4090 mm	
	3700 mm	2365 mm	1775 mm	4290 mm	
	4000 mm	2515 mm	1925 mm	4590 mm	
Triplex mast DZ	4250 mm	1975 mm	1385 mm	4840 mm	
	4400 mm	2025 mm	1435 mm	4990 mm	
	4640 mm	2105 mm	1515 mm	5230 mm	
	4700 mm	2125 mm	1535 mm	5290 mm	
	4800 mm	2165 mm	1575 mm	5390 mm	
	5000 mm	2235 mm	1645 mm	5590 mm	
	5500 mm	2415 mm	1825 mm	6090 mm	
	6000 mm	2585 mm	1995 mm	6590 mm	
	6500 mm	2765 mm	2175 mm	7090 mm	
	7000 mm	2935 mm	2345 mm	7590 mm	
EFG 218, EFG 220	Lift (h3)	Retracted mast height (h1)	Free lift (h2)	Extended mast height (h4)	Forward/backward tilt of mast

Duplex mast ZT	2020 mm	1577 mm	150 mm	2632 mm
	3000 mm	2067 mm	150 mm	3612 mm
	3100 mm	2117 mm	150 mm	3712 mm
	3300 mm	2217 mm	150 mm	3912 mm
	3500 mm	2317 mm	150 mm	4112 mm
	3700 mm	2417 mm	150 mm	4312 mm
	4000 mm	2567 mm	150 mm	4612 mm
	4500 mm	2817 mm	150 mm	5112 mm
Duplex mast ZZ	2900 mm	1972 mm	1330 mm	3542 mm
	3100 mm	2072 mm	1430 mm	3742 mm
	3180 mm	2112 mm	1470 mm	3822 mm
	3300 mm	2172 mm	1530 mm	3942 mm
	3500 mm	2272 mm	1630 mm	4142 mm
	3700 mm	2372 mm	1730 mm	4342 mm
	4000 mm	2522 mm	1880 mm	4642 mm
Triplex mast DZ	4250 mm	1982 mm	1340 mm	4892 mm
	4400 mm	2032 mm	1390 mm	5042 mm
	4640 mm	2112 mm	1470 mm	5282 mm
	4700 mm	2132 mm	1490 mm	5342 mm
	4800 mm	2172 mm	1530 mm	5442 mm
	5000 mm	2242 mm	1600 mm	5642 mm
	5500 mm	2422 mm	1780 mm	6142 mm
	6000 mm	2592 mm	1950 mm	6642 mm
	6500 mm	2772 mm	2130 mm	7142 mm
	7000 mm	2942 mm	2300 mm	7642 mm

VDI table

Characteristic	1.1	Manufacturer (abbreviated description)		Jungheinrich			
	1.2	Manufacturer's type designation		EFG 214	EFG 216	EFG 218	EFG 220
	1.3	Drive type		electric			
	1.4	Operation		Seat			
	1.5	Load capacity/load	Q kg	1400	1600	1800	2000
	1.6	Load centre distance	c mm	500			
	1.8	Load distance, centre of drive axle to fork	x mm	339		359	
	1.9	Wheelbase	y mm	1352	1460		
	Weights	2.1.1	Service weight (incl. battery)	kg	2662	2832	3093
2.2		Axle load laden front/rear	kg	3595 / 467	3933 / 499	4385 / 536	4704 / 591
2.3		Axle load unladen front/rear	kg	1326 / 1336	1414 / 1418	1498 / 1595	1527 / 1768
Wheels/chassis	3.1	Tyres		Super-elastic (SE)			
	3.2	Tyre size, front		180 x 70-8		200/50-10	
	3.3	Tyre size, rear		140 / 55-9			
	3.5	Wheels, number front/back (x=driven)		2x/2			
	3.6	Tread width, front	b10 mm	929		939	
	3.7	Tread width, rear	b11 mm	176			
	Basic dimensions	4.1	Forward/backward tilt of mast	a/B °	7 / 6		
4.2		Retracted mast height (h1)	h1 mm	2210		2217	
4.3		Free lift (h2)	h2 mm	150			
4.4		Lift (h3)	h3 mm	3300			
4.5		Extended mast height (h4)	h4 mm	3890		3912	
4.7		Height of overhead guard (cab)	h6 mm	2070			
4.8		Seat height/stand height	h7 mm	1030			
4.12		Coupling height	h10 mm	560			
4.19		Total length	l1 mm	3036	3144	3164	
4.20		Length including fork shank	l2 mm	1886	1994	2014	
4.21.1		total width	b1 mm	1085		1145	
4.22		Fork dimensions	s/e/ l mm	40 x 80 x 1150			40 x 100 x 1150
4.23		Fork carriage connection class		2A			
4.24		Fork carriage width	b3 mm	980			
4.31		Ground clearance laden under mast	m1 mm	97		105	
4.32		Ground clearance centre of wheelbase	m2 mm	100			
4.34.1	Aisle width (pallet 1000x1200 sideways)	Ast mm	3222	3227	3346		
4.34.2	Aisle width (pallet 800x1200 length)	Ast mm	3345	3450	3470		
4.35	Turning radius	Wa mm	1555	1660			
4.36	Smallest pivot point distance	b13 mm	0				

Performance data	5.1	Travel speed laden/unladen	km/h	15 / 15	17 / 17		
	5.2	Lift speed laden/unladen	m/s	0.56 / 0.74	0.51 / 0.74	0.46 / 0.63	0.43 / 0.63
	5.3	Lowering speed laden/unladen	m/s	0.54 / 0.55		0.53 / 0.55	
	5.9	Acceleration time laden/unladen	s	5.7 / 5.2	5.8 / 5.2	5.9 / 5.3	6 / 5.3
	5.10	Service brake		Friction brake (mechanically operated)			
Electric motor/electronics	6.1	Drive motor, performance S2 60 min	kW	5.5			
	6.1.1	2. Drive motor, performance S2 60 min	kW	5.5			
	6.2	Lift motor, performance with S3	kW	12			
	6.3	Battery according to DIN 43531/35/36		DIN 43531 A			
	6.4	Battery voltage/nominal capacity	V / Ah	48 / 500	48 / 625		
	6.5	Battery weight	kg	715	855		
	6.6.1	Energy consumption according to EN cycle	kWh/h	4.4		4.6	4.9
	6.6.2	CO2 equivalent according to EN ISO 23308	kg/h0	2.38		2.49	2.65
	6.7	Throughput	t/h	99	112	122	134
6.8	Turnover efficiency according to VDI 2198	t/kWh	19.1	20	21.5	22.7	
Other	8.1	Type of drive control		Impulse/AC			
	10.1	Operating pressure for attachment	bar	230			
	10.2	Oil flow for attachments	l/min	27.5			
	10.7	Sound pressure level according to EN12053	dB (A)	63			

- This data sheet according to VDI guideline 2198 only states the technical values of the standard truck. Different tyres, other masts, additional equipment etc. may result in different values.

The German production facilities in
Norderstedt, Moosburg and Landsberg are
certified as well as our Genuine Parts
Center in Kaltenkirchen.

ISO 9001
ISO 14001

Jungheinrich fork lift trucks meet European
safety requirements.



 **JUNGHEINRICH**

The Jungheinrich logo, featuring a red upward-pointing arrow above the word 'JUNGHEINRICH' in a bold, black, sans-serif font.